



NORTH CAROLINA
Department of Transportation

NCDOT Update

IIJA

April 7, 2022

IIJA Overview

Transportation

❖ **\$1.2 trillion Infrastructure Investment and Jobs Act**

❖ Five-year surface reauthorization is fully funded

Energy &
Environment

❖ Historic investments in the nation's core infrastructure priorities – including roads and bridges, rail, transit, ports, airports, the electric grid, and broadband

Water and
Wastewater

❖ Increases NCDOT formula funds by 32% (21% highways)

Broadband

❖ Enacts changes to expedite permitting, reduce emissions, increase safety, upgrade security, and improve resiliency

Resiliency

❖ Invests in rural infrastructure development

IIJA Overview

- ❖ IIJA funds will help NCDOT delay fewer projects impacted by increasing material, right-of-way and labor costs.
- ❖ This federal investment will help offset some of these cost increases and support NCDOT's efforts to build resilient infrastructure and enhance all modes of transportation.
- ❖ It's too early to tell how the funding will impact specific projects.
- ❖ As required by law, NCDOT uses a transparent, systematic and data-driven process for prioritizing transportation projects.
- ❖ NCDOT is committed to partnering with local communities and planning organizations to find and deliver solutions that reflect the needs of each community.

P6.0 Funding Availability – Committed Projects Only (With Estimated IJJA)

Statewide Mobility

| Available Funding | Programming Status |
|-------------------|--------------------|
| \$10.6B | \$3.36B Over |

Regional Impact

| Region | Available Funding | Programming Status |
|---------------|-------------------|--------------------|
| A (D1 & D4) | \$647.5M | \$383.2M Over |
| B (D2 & D3) | \$919.2M | \$428.6M Over |
| C (D5 & D6) | \$1.78B | \$297.1M Over |
| D (D7 & D9) | \$1.33B | \$596.7M Over |
| E (D8 & D10) | \$1.67B | \$756.5M Over |
| F (D11 & D12) | \$881.0M | \$455.7M Over |
| G (D13 & D14) | \$676.1M | \$982.2M Over |

REG Total: \$3.9B Over

Division Needs

| Division | Available Funding | Programming Status |
|----------|-------------------|--------------------|
| 1 | \$569.7M | \$129.5M Over |
| 2 | \$569.7M | \$190.3M Over |
| 3 | \$569.7M | \$18.7M Under |
| 4 | \$569.7M | \$223.2M Under |
| 5 | \$569.7M | \$172.4M Over |
| 6 | \$569.7M | \$87.4M Under |
| 7 | \$569.7M | \$65.4M Under |
| 8 | \$569.7M | \$85.3M Over |
| 9 | \$569.7M | \$31.6M Under |
| 10 | \$569.7M | \$68.8M Over |
| 11 | \$569.7M | \$102.4M Under |
| 12 | \$569.7M | \$234.0M Over |
| 13 | \$569.7M | \$325.7M Over |
| 14 | \$569.7M | \$88.2M Over |

DIV Total: \$765.5M Over

Available funding based on 2024-2033 timeframe

As of January 25, 2022. Available Funding reflects accounting for 3% inflation. Programming Status Amounts are compared to 100% of budget.

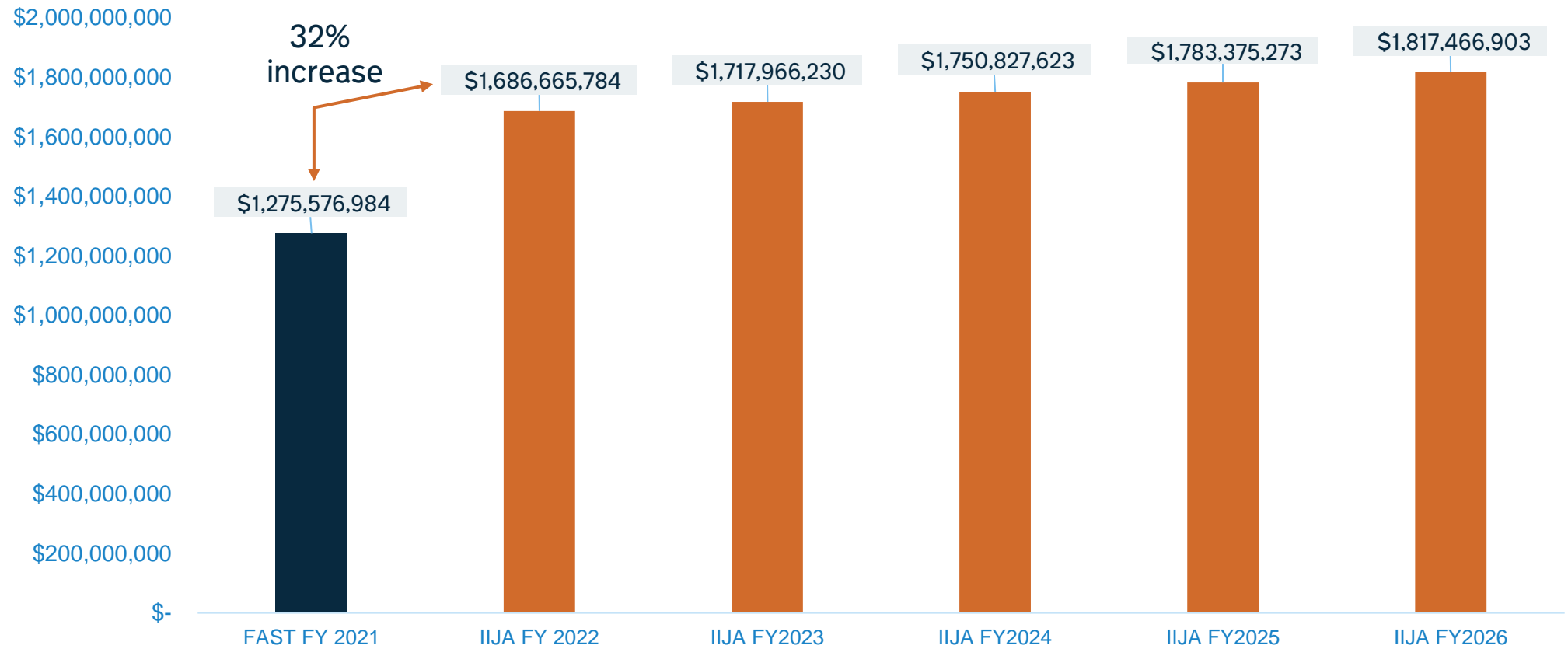
IIJA Overview

- ❖ At least \$410 million in new funding each year for next five years for highways, bridges, and transit. Increases highway funding by 21% and transit funding by 30%.
- ❖ Highways: \$1.5 billion increase for highways over five years. Projects will improve safety and mobility. Includes new carbon reduction and protect program (resiliency).
- ❖ Bridges: \$457 million over five years (~\$90 million a year) for bridge replacement and repairs. Seeks to repair and replace bridges in poor condition.
- ❖ Electric Vehicle Charging: \$109 million over five years
- ❖ Appalachian Development Hwy System: \$83 million over five years

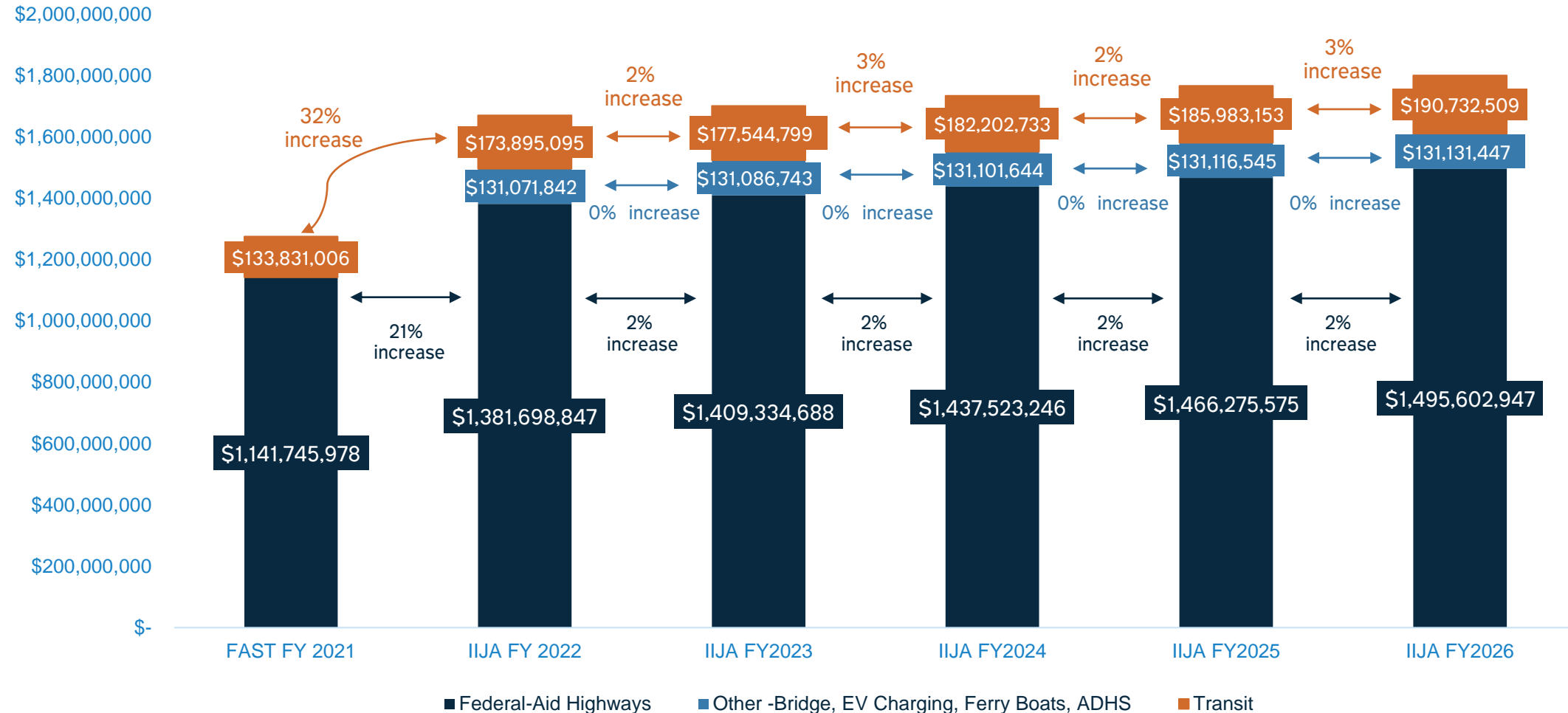
IIJA Overview

- ❖ Public transportation: \$174 million in first year, an increase of 30%. Expected to help public transit agencies better connect rural/urban areas. Will result in safety improvements for bicyclists and pedestrians and more dedicated multimodal facilities to give access to opportunities and services to the ~1 million people without a vehicle.
- ❖ Airports: \$460 million over five years for infrastructure development at NC airports.
- ❖ Rail: Competitive funding for passenger & freight rail, and rail safety. We anticipate being able to compete for funds to expand service, including to historically under-served communities.
- ❖ Ferry: \$6.8 million over five years for boats and terminals.

Total NC IIJA Formula-Aid

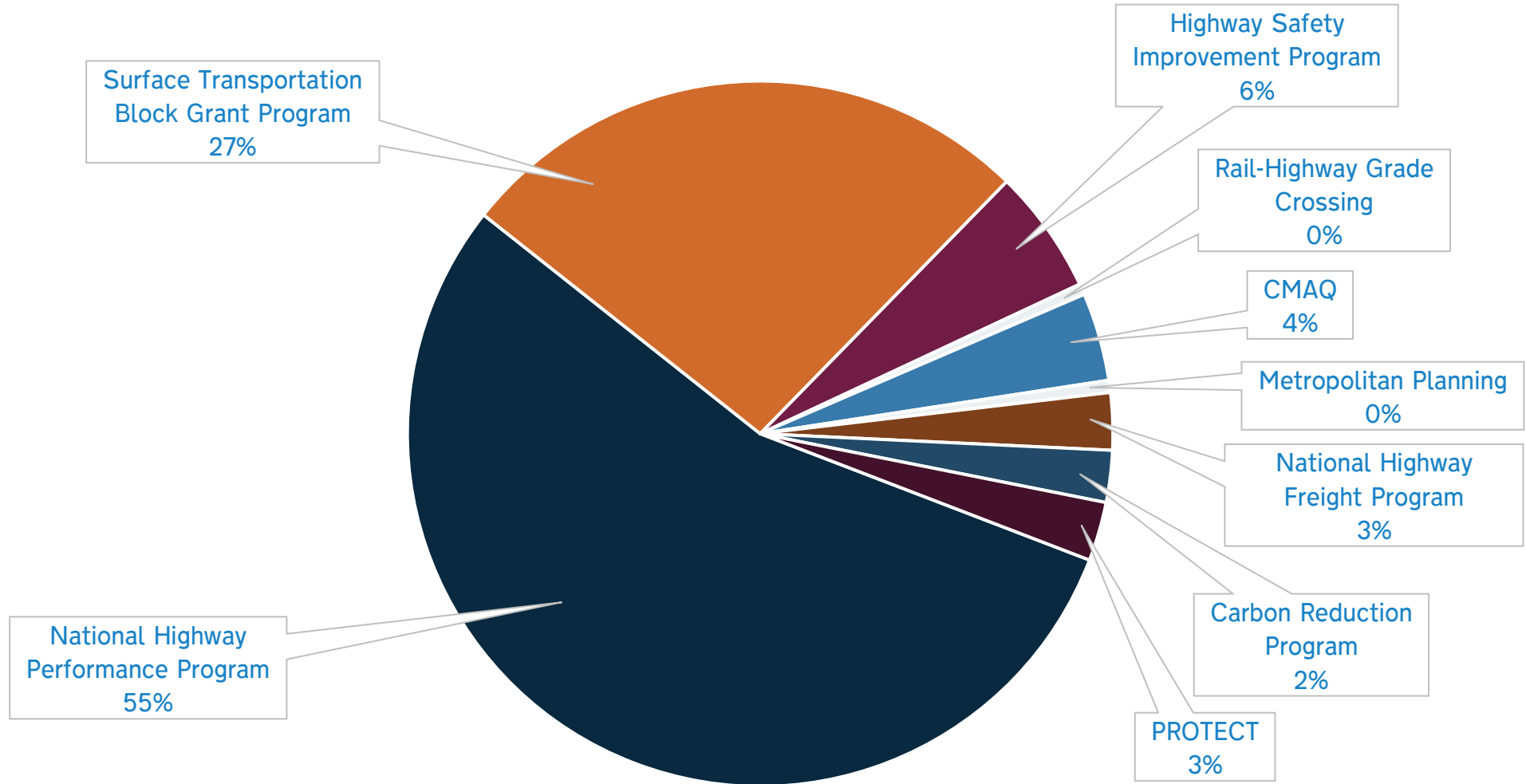


IIJA FFY 2022-26 Increased Allocations



- Competitive grants in IIJA – there will be lots of opportunities, however, we are unsure of the criteria for most of the grants at this time but hope to learn more in coming months about the new programs

Total NC Highway Formula-Aid



State Budget Overview

- ❖ Division of Highways annual increases:
 - ❖ General Maintenance Reserve: \$70 million in FY22 and \$111 million in FY23
 - ❖ Contract resurfacing: \$50 million in both years
 - ❖ Roadside environmental: \$19 million in FY 22 and \$19 million in FY23
 - ❖ Bridge program: \$9.8 million in both years (partially offset by statutory decrease)
 - ❖ Bridge preservation: \$2.2 million in both years
 - ❖ Pavement preservation: \$2.6 million in both years
 - ❖ Powell Bill: \$12 million in both years
 - ❖ Contingency funding: \$50 million in FY2021-22

Thank you for all you do!



• You have a lot going on!

Stay Safe!



• You have a lot going on!



HMIP RMIP NPDES Mowing
BMIP Equipment Repairs Budget Litter
Spend Plan Equipment Maintenance Landscaping
IMAP Spend Projections Personnel
BST Rockslides Drainage Complaints
Bridge Strikes Hurricanes Potholes Bridge Repairs
Pandemic Sign Requests Rest Areas
Signal Request Pipe Failures Project Artemis
FORE SBE Snow and Ice

• You have a lot going on!

- Plan your work
- Let your pavements drive your maintenance



• You have a lot going on!

